

<b>SHIPPING INSTRUCTIONS</b> BRANCH <input type="checkbox"/> DEALER <input type="checkbox"/> <input type="checkbox"/> COMMON CARRIER OTHER _____	BRANCH _____ P.O. # _____ SHIPPING ADDRESS _____ BRANCH <input type="checkbox"/> DEALER <input type="checkbox"/> NAME _____ STREET _____ CITY/STATE _____ PHONE # _____ ZIP _____ BRANCH E-MAIL _____	DATE _____ DEALER P.O.# _____ DEALER NAME _____ STREET _____ CITY/STATE _____ PHONE # _____ ZIP _____ DEALER FAX # _____ MARK BOX HOMEOWNER _____ DEALER E-MAIL _____
---	--	--

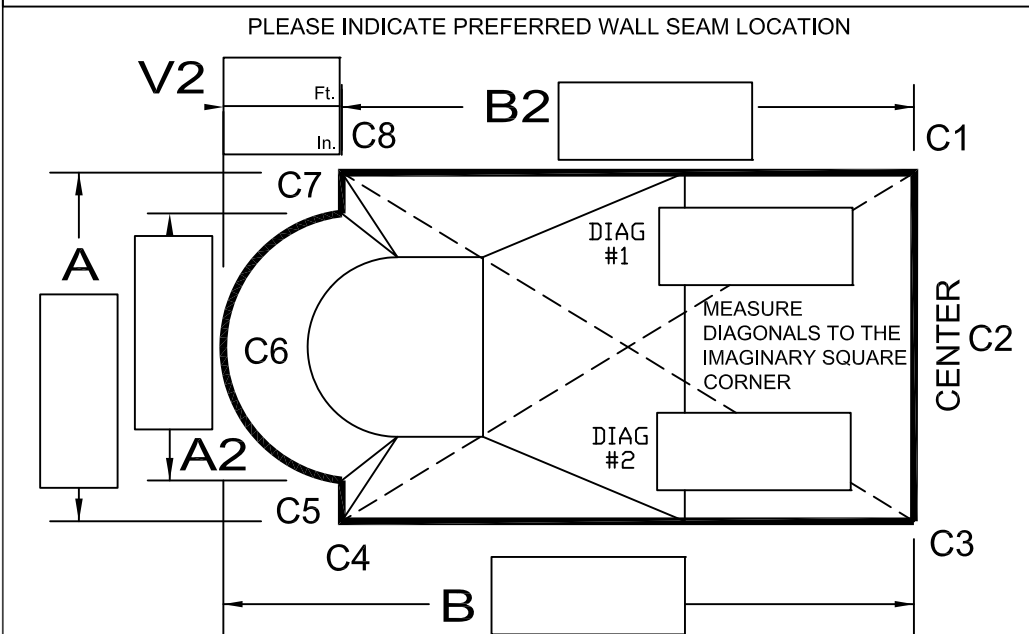
I authorize Latham Pool Products to enter the alternate material selections when the primary selection is not available.

CHECK BOX & INIT.

<b style="color: red;">PRIMARY MATERIAL SELECTION (PRINT)</b> 20 MIL <input type="checkbox"/> 27 MIL <input type="checkbox"/> VINYL TILE/ WALL PATTERN (FULL NAME) 20 MIL <input type="checkbox"/> 27 MIL <input type="checkbox"/> FLOOR PATTERN	<b style="color: red;">ALTERNATE MATERIAL SELECTION - #1 (PRINT)</b> 20 MIL <input type="checkbox"/> 27 MIL <input type="checkbox"/> VINYL TILE/ WALL PATTERN (FULL NAME) 20 MIL <input type="checkbox"/> 27 MIL <input type="checkbox"/> FLOOR PATTERN	<b style="color: red;">ALTERNATE MATERIAL SELECTION - #2 (PRINT)</b> 20 MIL <input type="checkbox"/> 27 MIL <input type="checkbox"/> VINYL TILE/ WALL PATTERN (FULL NAME) 20 MIL <input type="checkbox"/> 27 MIL <input type="checkbox"/> FLOOR PATTERN
--	---	---

BEAD TYPE:     BEADED     STD. INGROUND - UNIVERSAL     OTHER: SEE BEAD CHART \_\_\_\_\_

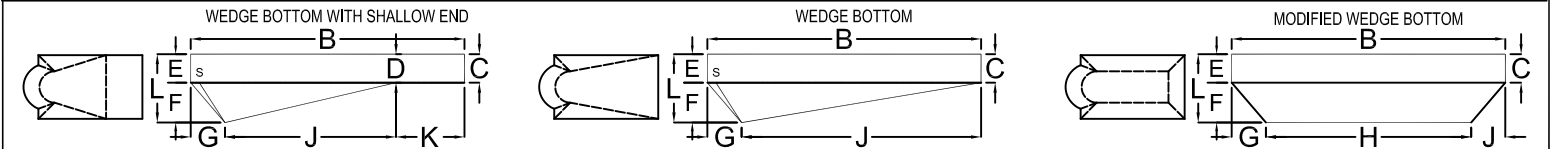
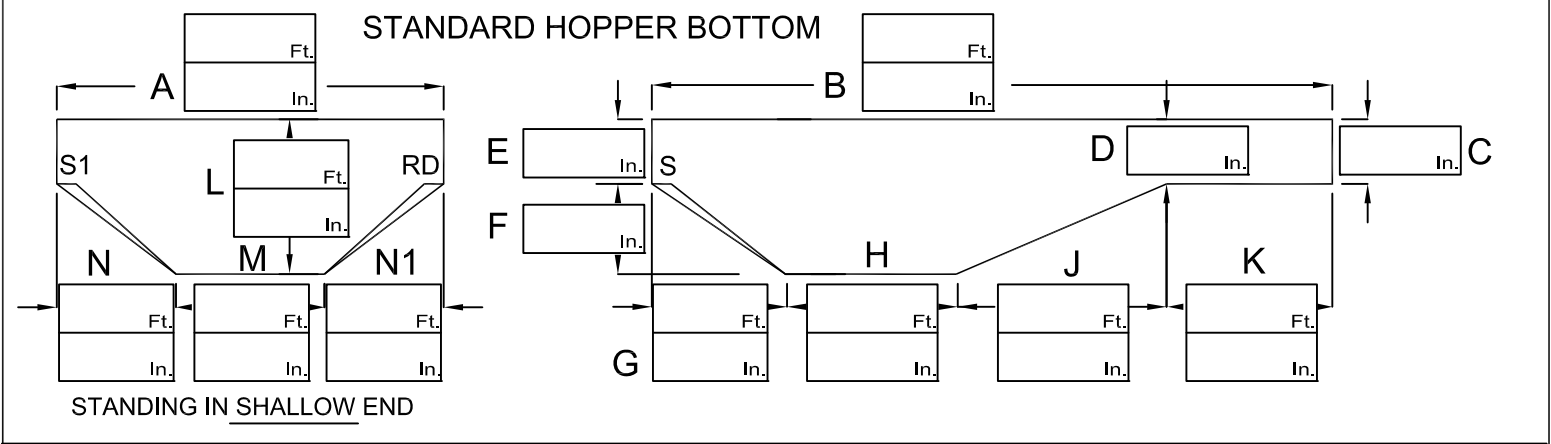
OVERLAP  (OVERLAP INCHES) \_\_\_\_\_



SQUARE     DIAGONAL     RADIUS

DEEP END SAFETY LEDGE: (S/S1/RD)   
 SIZE OF LEDGE = \_\_\_\_\_  
 INCLUDE DETAIL IF LEDGE IS NOT UNIFORM  
 VINYL COVERED STEPS:   
 IF YES: SHOW LOCATION ON TOP VIEW & INCLUDE STEP PAGE.  
 CENTER OF SHALLOW END   
 STEPS ARE LOCATED BETWEEN   
 'C' Point \_\_\_\_\_ & 'C' Point \_\_\_\_\_  
 \_\_\_\_\_ " From 'C' \_\_\_\_\_ " From 'C' \_\_\_\_\_

HOPPER    CONTOUR    SQUARE  
 PAD:           



# PRE SUBMISSION CHECK LIST

*latham*

Avoid additional trips to your job site. Check the dimensions and information below. Incorrect, missing or illegible dimensions may delay production and delivery.

## LINERS

- ✓ **Vinyl Over Steps**
  - Fastener Type: Bead, Velcro, Rod Pockets, None.
  - Coping: Front or Top Mount.
  - Corners: Square, Diagonal or Radius.
  - Location: Indicate step's location.
- ✓ **A/B Points & Distances**
  - A/B Points – Indicate distance between A/B Points.
  - Sketch – Pool Shape, A/B line, hopper & pool direction.
- ✓ **Overall Dimensions**

**New Pools** – Provide manufacturer's panel layout, or see existing pools below.

**Existing Pools** – Please complete the Latham Order Form. Individual pool bottom measurements MUST = overall length and width (A&B) measurements.
- ✓ **Grecian Pools**

Provide dimensions for all sides of the pool & hopper pad shape. Measure to the point of the pool corner, not a radius coping.
- ✓ **Pool Corners**

Indicate Square, Diagonal or Radius. Indicate dimensions in inches. Guides are available to help determine sizes.
- ✓ **Color / Pattern / Thickness**

Clearly indicate these three choices.
- ✓ **ABG Liners**

Indicate: A) Wall height, B) Bead or Overlap, C) Make if non-standard.
- ✓ **Preformed Steps**

Indicate step location within pool perimeter for liner wall seam location.

## SAFETY COVERS

- ✓ **Step Dimensions**

Double check Depth, Width, & Shape.
- ✓ **A/B Points & Distances**

Free Form Covers – include:

  - Distance between A/B points.
  - Pool sketch showing A/B line, pool direction, and all obstructions.
  - Replacement covers – measure to anchors and pool from the same A/B line.
- ✓ **Corners**

Indicate pool corners as Square, Diagonal or Radius. Include dimensions in inches. Guides are available to help determine sizes.
- ✓ **Grid Spacing**

Geometric shapes must indicate 3x3 or 5x5.
- ✓ **Grecian Covers**

Provide dimensions for all sides of the pool. Measure to the point of the pool corner, not a radius coping.
- ✓ **Color / Material**

Clearly indicate these choices.
- ✓ **Pump / Drain / Waiver**

One must be selected.
- ✓ **Deck Type & Size**
  - Confirm at least 3' of deck; decks less than 3' can use the reduced deck mount system.
  - Indicate Deck type, Anchor, and if padding is required.
- ✓ **Obstructions**
  - Indicate all non-removable obstructions within 3' of the pool.
  - Provide photos of all obstructions.