



JEWEL ORDER FORM

ORDER QUOTE

NEW INSTALLATION REPLACEMENT JOB NAME: _____

SHIPPING INSTRUCTIONS
BRANCH DEALER
 COMMON CARRIER
OTHER _____

BRANCH _____
P.O. # _____
SHIPPING ADDRESS BRANCH DEALER
NAME _____
STREET _____
CITY/STATE _____
PHONE # _____ ZIP _____
BRANCH E-MAIL _____

DATE _____ DEALER P.O.# _____
DEALER NAME _____
STREET _____
CITY/STATE _____
PHONE # _____ ZIP _____
DEALER FAX # _____
MARK BOX HOMEOWNER _____
DEALER E-MAIL _____

I authorize Latham Pool Products to enter the alternate material selections when the primary selection is not available.
 CHECK BOX & INIT.

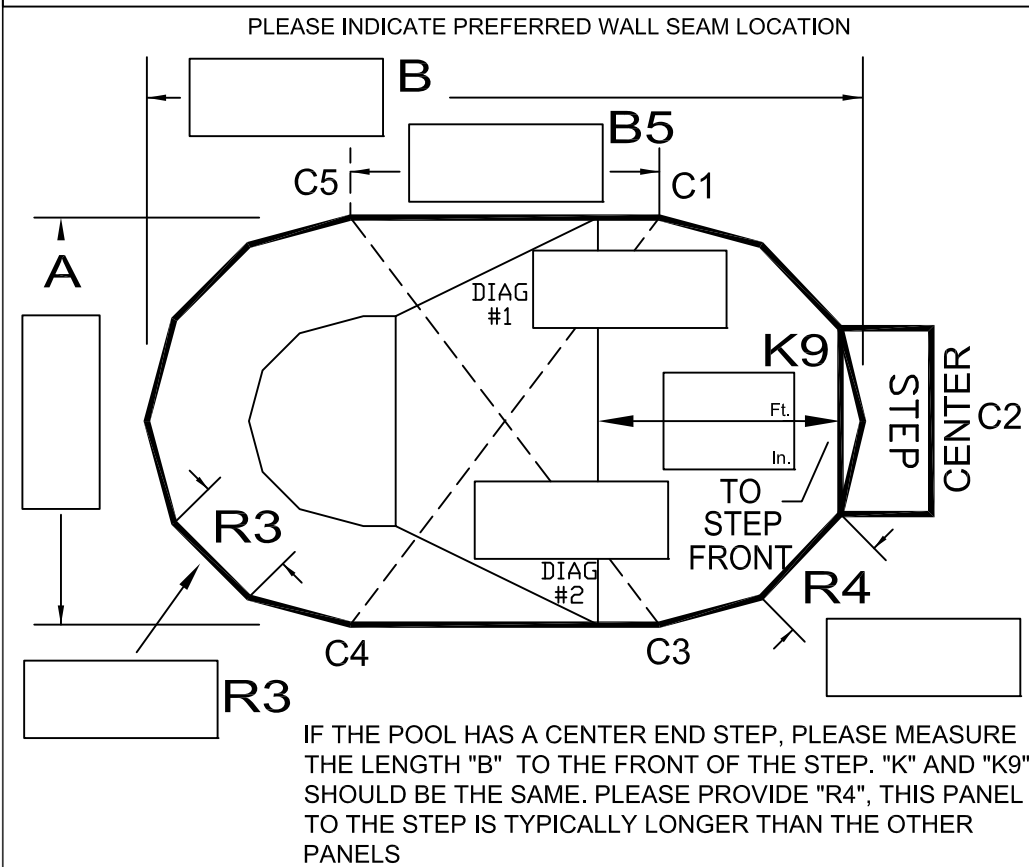
PRIMARY MATERIAL SELECTION (PRINT)
20 MIL
27 MIL VINYL TILE/WALL PATTERN (FULL NAME)
20 MIL
27 MIL FLOOR PATTERN

ALTERNATE MATERIAL SELECTION - #1 (PRINT)
20 MIL
27 MIL VINYL TILE/WALL PATTERN (FULL NAME)
20 MIL
27 MIL FLOOR PATTERN

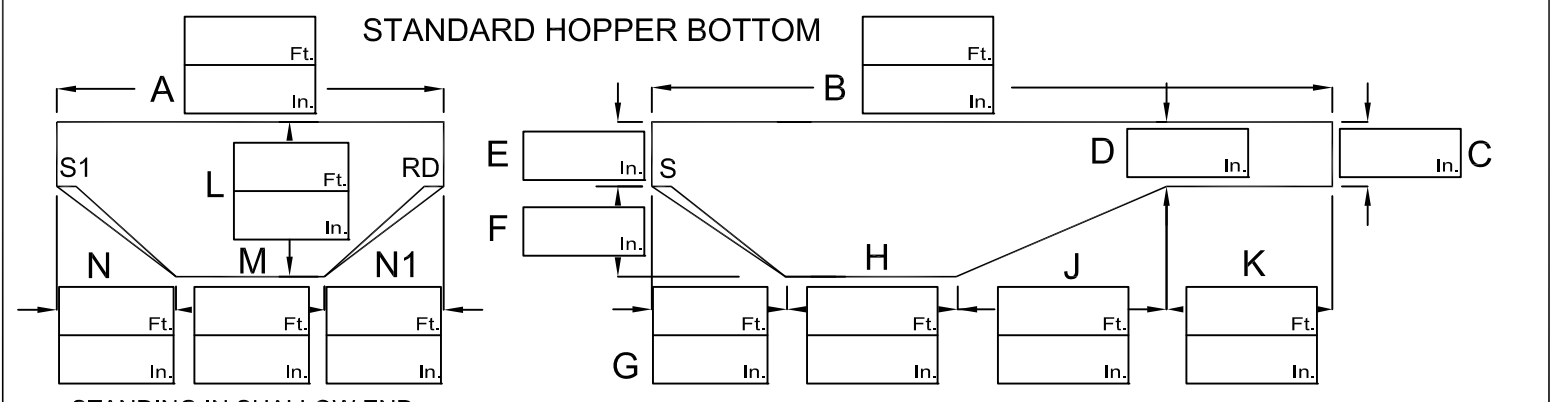
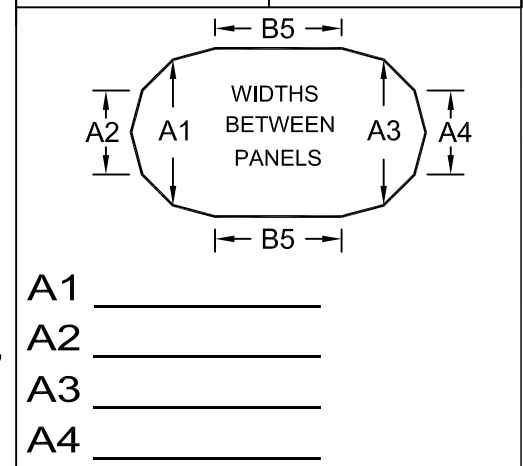
ALTERNATE MATERIAL SELECTION - #2 (PRINT)
20 MIL
27 MIL VINYL TILE/WALL PATTERN (FULL NAME)
20 MIL
27 MIL FLOOR PATTERN

BEAD TYPE: BEADED
 STD. INGROUND - UNIVERSAL OTHER: SEE BEAD CHART _____

OVERLAP (OVERLAP INCHES) _____



DEEP END SAFETY LEDGE: (S/S1/RD)
SIZE OF LEDGE = _____
INCLUDE DETAIL IF LEDGE IS NOT UNIFORM
VINYL COVERED STEPS:
IF YES: SHOW LOCATION ON TOP VIEW & INCLUDE STEP PAGE.
CENTER OF SHALLOW END
STEPS ARE LOCATED BETWEEN
'C' Point _____ & 'C' Point _____
" From 'C' _____ " From 'C' _____



PRE SUBMISSION CHECK LIST

latham

Avoid additional trips to your job site. Check the dimensions and information below. Incorrect, missing or illegible dimensions may delay production and delivery.

LINERS

- ✓ **Vinyl Over Steps**
 - Fastener Type: Bead, Velcro, Rod Pockets, None.
 - Coping: Front or Top Mount.
 - Corners: Square, Diagonal or Radius.
 - Location: Indicate step's location.
- ✓ **A/B Points & Distances**
 - A/B Points – Indicate distance between A/B Points.
 - Sketch – Pool Shape, A/B line, hopper & pool direction.
- ✓ **Overall Dimensions**

New Pools – Provide manufacturer's panel layout, or see existing pools below.

Existing Pools – Please complete the Latham Order Form. Individual pool bottom measurements MUST = overall length and width (A&B) measurements.
- ✓ **Grecian Pools**

Provide dimensions for all sides of the pool & hopper pad shape. Measure to the point of the pool corner, not a radius coping.
- ✓ **Pool Corners**

Indicate Square, Diagonal or Radius. Indicate dimensions in inches. Guides are available to help determine sizes.
- ✓ **Color / Pattern / Thickness**

Clearly indicate these three choices.
- ✓ **ABG Liners**

Indicate: A) Wall height, B) Bead or Overlap, C) Make if non-standard.
- ✓ **Preformed Steps**

Indicate step location within pool perimeter for liner wall seam location.

SAFETY COVERS

- ✓ **Step Dimensions**

Double check Depth, Width, & Shape.
- ✓ **A/B Points & Distances**

Free Form Covers – include:

 - Distance between A/B points.
 - Pool sketch showing A/B line, pool direction, and all obstructions.
 - Replacement covers – measure to anchors and pool from the same A/B line.
- ✓ **Corners**

Indicate pool corners as Square, Diagonal or Radius. Include dimensions in inches. Guides are available to help determine sizes.
- ✓ **Grid Spacing**

Geometric shapes must indicate 3x3 or 5x5.
- ✓ **Grecian Covers**

Provide dimensions for all sides of the pool. Measure to the point of the pool corner, not a radius coping.
- ✓ **Color / Material**

Clearly indicate these choices.
- ✓ **Pump / Drain / Waiver**

One must be selected.
- ✓ **Deck Type & Size**
 - Confirm at least 3' of deck; decks less than 3' can use the reduced deck mount system.
 - Indicate Deck type, Anchor, and if padding is required.
- ✓ **Obstructions**
 - Indicate all non-removable obstructions within 3' of the pool.
 - Provide photos of all obstructions.