

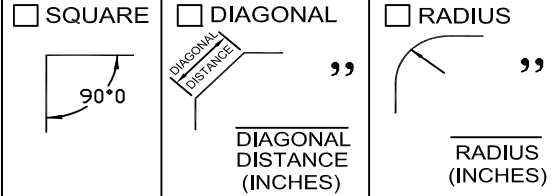


BRAND: \_\_\_\_\_  \*ORDER\*  \*QUOTE\*

BRANCH \_\_\_\_\_  
 P.O. # \_\_\_\_\_  
 SHIPPING ADDRESS BRANCH  DEALER   
 NAME \_\_\_\_\_  
 STREET \_\_\_\_\_  
 CITY/STATE \_\_\_\_\_  
 PHONE # \_\_\_\_\_ ZIP \_\_\_\_\_  
 BRANCH E-MAIL \_\_\_\_\_

DATE \_\_\_\_\_ DEALER P.O.# \_\_\_\_\_  
 DEALER NAME \_\_\_\_\_  
 STREET \_\_\_\_\_  
 CITY/STATE \_\_\_\_\_  
 PHONE # \_\_\_\_\_ ZIP \_\_\_\_\_  
 DEALER FAX # \_\_\_\_\_  
 MARK BOX HOMEOWNER \_\_\_\_\_  
 DEALER E-MAIL \_\_\_\_\_

SHIPPING INSTRUCTIONS  
 BRANCH  DEALER   
 COMMON CARRIER  
 VIA \_\_\_\_\_  
 AIR FREIGHT \_\_\_\_\_ DAY  
 OTHER \_\_\_\_\_



5x5 SPACING   
 3x3 SPACING

5000M STD. SHADE MESH  
 GREEN  BLUE  
 TAN  GRAY  
 7000MS HIGH SHADE MESH  
 GREEN  BLUE  
 TAN  GRAY

500P LITE DUTY SOLID  
 GREEN  BLUE  
 1000V HEAVY DUTY SOLID  
 GREEN  BLUE  
 TAN  GRAY

POOL CORNER TYPE \* CORNERS UP TO & INCLUDING 2' RADIUS OR 2' DIAGONAL ARE MADE 90° UNLESS OTHERWISE SPECIFIED, OVER 2' RADIUS OR 2' DIAGONAL ARE CUT CORNERS

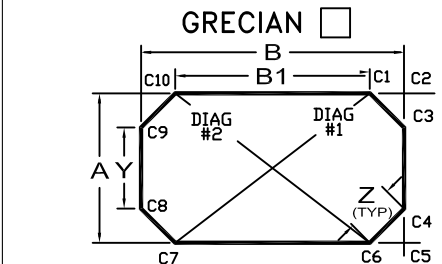
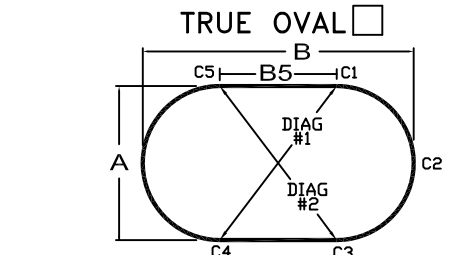
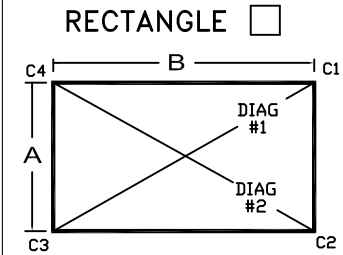
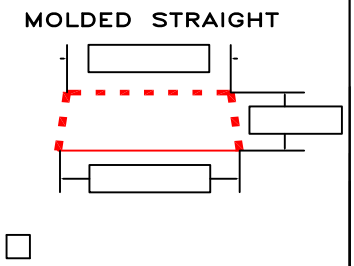
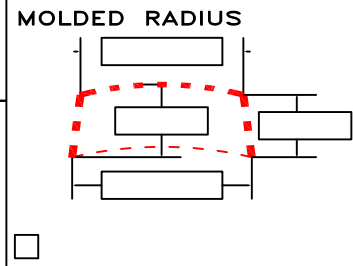
STEPS ARE LOCATED BETWEEN ( PLEASE USE INCHES FOR C-POINT DISTANCE )

STEP 1  
 'C' Point \_\_\_\_\_ & 'C' Point \_\_\_\_\_ " From 'C'  
 " From 'C'

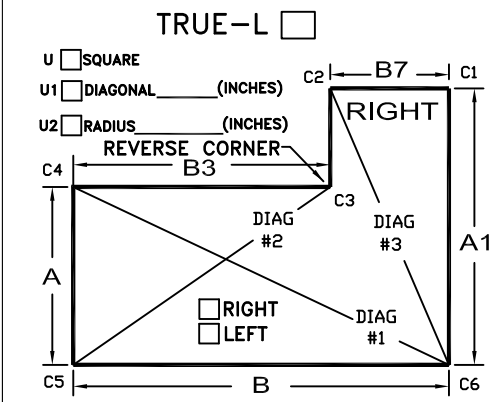
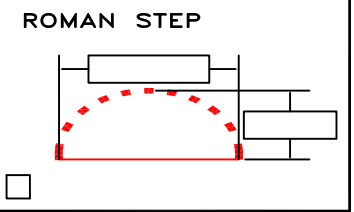
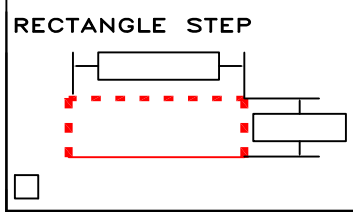
STEP 2  
 'C' Point \_\_\_\_\_ & 'C' Point \_\_\_\_\_ " From 'C'  
 " From 'C'

9000MX MAX SHADE MESH  
 BLACK & TAN STRIPED

SOLID COVER DRAINAGE  
 WITH PUMP  
 WITH INVIS-A-DRAIN  
 CENTER MESH DRAIN  
 NO DRAIN - NO PUMP (SIGNED RELEASE REQUIRED)



SKETCH IN STEP LOCATION



POOL DIMENSIONS	
A	
B	
A1	
B1	
B3	
B5	
B7	
Y	
Z	
DIAGONALS SHOULD BE TAKEN FROM A 90 DEGREE CORNER.	
DIAG #1	
DIAG #2	
DIAG #3	

IF YOUR POOL HAS OBSTRUCTIONS WITHIN 3'-0" OF THE POOL; PLEASE PROVIDE DETAILS ON OUR CUSTOM ORDER FORMS ( SC- 01, 02, 03, 04, 05, 06 ).

ALL CONCRETE DECK:  ALL WOOD DECK:  ALL PAVER DECK:   
 OTHER DECK? \_\_\_\_\_

IS THE COPING / DECK ROUGH? YES  NO   
 DO YOU WANT SEWN ON PERIMETER PADDING? YES  NO

IS THERE LESS THAN 3' OF DECK AROUND POOL PERIMETER ? YES  NO   
 IF DECK IS LESS THAN 3'-0" PLEASE PROVIDE A SKETCH WITH LOCATIONS AND THE AMOUNT OF DECK AT EACH LOCATION.

RDM'S ( REDUCED DECK MOUNT ): THIS OPTION MOVES THE SPRING ON TOP OF THE SAFETY COVER. FOR 12" OVERLAP SAFETY COVERS 20" OF DECK IS REQUIRED. FOR 18" OVERLAP SAFETY COVERS 24" OF DECK IS REQUIRED.  
 RDM'S? YES  NO  ( UPCHARGES PER RDM APPLY )

IS DECK CONTOURED ? ( FOLLOWS PERIMETER OF POOL ) YES  NO   
 ADDITIONAL DETAILS MAY BE REQUIRED. PLEASE PROVIDE A SKETCH

ADDITIONAL HARDWARE: ( UPCHARGE REQUIRED )

Y-STRAP:  ( FOR DIVING BOARD STANDS 18 TO 30 INCHES FROM THE POOL )

WOOD DECK ANCHORS:  LENGTH OF DECK WITH WOOD DECK? \_\_\_\_\_  
 BRASS ANCHOR COLLARS:  LENGTH OF DECK WITH COLLARS? \_\_\_\_\_  
 LAWN TUBES:  LENGTH OF PLANTING BED OR GRASS AREAS? \_\_\_\_\_  
 NOTE: LAWN TUBES ARE USED FOR PAVER DECK APPLICATIONS

# PRE SUBMISSION CHECK LIST



Avoid additional trips to your job site. Check the dimensions and information below. Incorrect, missing or illegible dimensions may delay production and delivery.

## LINERS

- ✓ **Vinyl Over Steps**
  - Fastener Type: Bead, Velcro, Rod Pockets, None.
  - Coping: Front or Top Mount.
  - Corners: Square, Diagonal or Radius.
  - Location: Indicate step's location.
- ✓ **A/B Points & Distances**
  - A/B Points – Indicate distance between A/B Points.
  - Sketch – Pool Shape, A/B line, hopper & pool direction.
- ✓ **Overall Dimensions**

**New Pools** – Provide manufacturer's panel layout, or see existing pools below.

**Existing Pools** – Please complete the Latham Order Form. Individual pool bottom measurements MUST = overall length and width (A&B) measurements.
- ✓ **Grecian Pools**

Provide dimensions for all sides of the pool & hopper pad shape. Measure to the point of the pool corner, not a radius coping.
- ✓ **Pool Corners**

Indicate Square, Diagonal or Radius. Indicate dimensions in inches. Guides are available to help determine sizes.
- ✓ **Color / Pattern / Thickness**

Clearly indicate these three choices.
- ✓ **ABG Liners**

Indicate: A) Wall height, B) Bead or Overlap, C) Make if non-standard.
- ✓ **Preformed Steps**

Indicate step location within pool perimeter for liner wall seam location.

## SAFETY COVERS

- ✓ **Step Dimensions**

Double check Depth, Width, & Shape.
- ✓ **A/B Points & Distances**

Free Form Covers – include:

  - Distance between A/B points.
  - Pool sketch showing A/B line, pool direction, and all obstructions.
  - Replacement covers – measure to anchors and pool from the same A/B line.
- ✓ **Corners**

Indicate pool corners as Square, Diagonal or Radius. Include dimensions in inches. Guides are available to help determine sizes.
- ✓ **Grid Spacing**

Geometric shapes must indicate 3x3 or 5x5.
- ✓ **Grecian Covers**

Provide dimensions for all sides of the pool. Measure to the point of the pool corner, not a radius coping.
- ✓ **Color / Material**

Clearly indicate these choices.
- ✓ **Pump / Drain / Waiver**

One must be selected.
- ✓ **Deck Type & Size**
  - Confirm at least 3' of deck; decks less than 3' can use the reduced deck mount system.
  - Indicate Deck type, Anchor, and if padding is required.
- ✓ **Obstructions**
  - Indicate all non-removable obstructions within 3' of the pool.
  - Provide photos of all obstructions.