



ONLY COMPLETE LEGIBLE ORDERS CAN BE PROCESSED

BRANCH \_\_\_\_\_  
 P.O. # \_\_\_\_\_  
 SHIPPING ADDRESS BRANCH  DEALER   
 NAME \_\_\_\_\_  
 STREET \_\_\_\_\_  
 CITY/STATE \_\_\_\_\_  
 PHONE # \_\_\_\_\_ ZIP \_\_\_\_\_  
 BRANCH E-MAIL \_\_\_\_\_

DATE \_\_\_\_\_ DEALER P.O.# \_\_\_\_\_  
 DEALER NAME \_\_\_\_\_  
 STREET \_\_\_\_\_  
 CITY/STATE \_\_\_\_\_  
 PHONE # \_\_\_\_\_ ZIP \_\_\_\_\_  
 DEALER FAX # \_\_\_\_\_  
 MARK BOX HOMEOWNER \_\_\_\_\_ QUANTITY ORDERED   
 DEALER E-MAIL \_\_\_\_\_

SHIPPING INSTRUCTIONS  
 BRANCH  DEALER   
 COMMON CARRIER  
 VIA  
 AIR FREIGHT \_\_\_\_\_ DAY  
 OTHER \_\_\_\_\_

\*ORDER\*     \*QUOTE\*    BRAND:  EXTREME     DAVINCI

SQUARE     DIAGONAL     RADIUS

DIAGONAL DISTANCE (INCHES)    RADIUS (INCHES)

GREEN     BLUE     MESH     PROTEX (GREEN ONLY)

TAN     GRAY     LIGHTWEIGHT SOLID

MESH ONLY    MESH ONLY     FULL WEIGHT SOLID

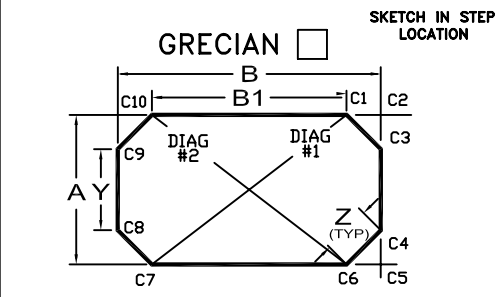
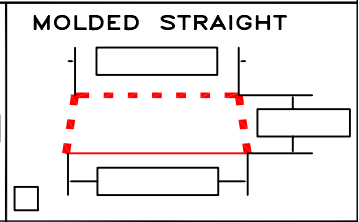
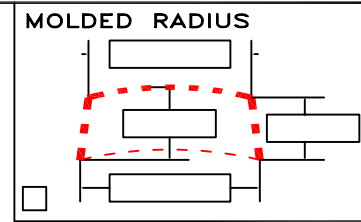
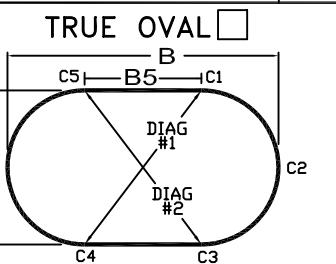
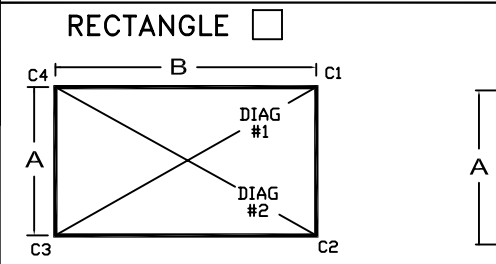
3x3 SPACING     WITH PUMP

5x5 SPACING     WITH INVIS-A-DRAIN

STEPS ARE LOCATED BETWEEN ( PLEASE USE INCHES FOR C-POINT DISTANCE )

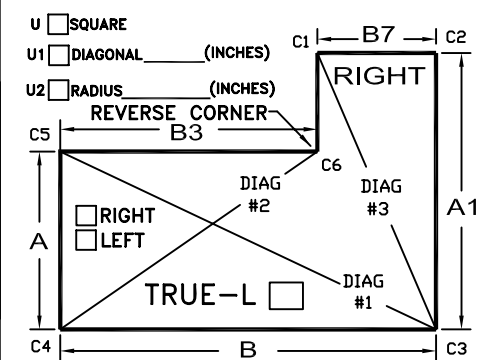
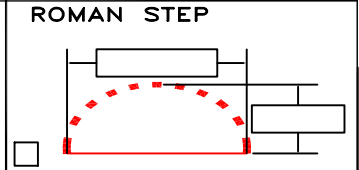
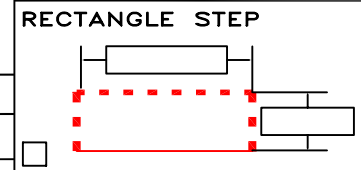
STEP 1 'C' Point \_\_\_\_\_ & 'C' Point \_\_\_\_\_ " From 'C' \_\_\_\_\_  
 " From 'C' \_\_\_\_\_

STEP 2 'C' Point \_\_\_\_\_ & 'C' Point \_\_\_\_\_ " From 'C' \_\_\_\_\_  
 " From 'C' \_\_\_\_\_

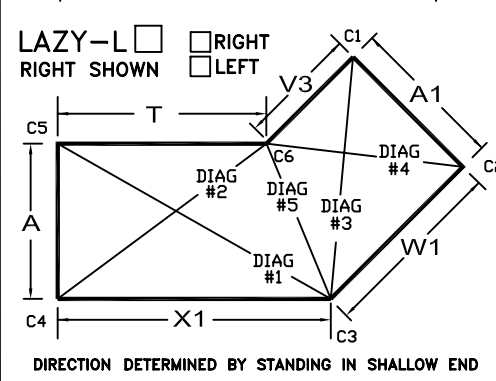


POOL DIMENSIONS

A	
B	
A1	
B1	
B3	
B5	
B7	
T	
V3	
W1	
X1	
Y	
Z	



 8'- CURVED LEISURE ST0101-050 <input type="checkbox"/>	 8'- STR. LEISURE ST0101-023 <input type="checkbox"/>	 6' STRAIGHT - STPCFG-IWS-6 <input type="checkbox"/>	 6' LEISURE SEAT - ST0101-082 <input type="checkbox"/>
 11' ROMAN - STP-IWS-11RM <input type="checkbox"/>	 8' STEP w/ LEISURE BENCH ST0101-004 <input type="checkbox"/>	 6' CURVE - STPCFG-IWS-69 <input type="checkbox"/>	 4' TRIAC CONTOUR - STP-IWS-4-C <input type="checkbox"/>



DIAGONALS SHOULD BE TAKEN FROM A 90 DEGREE CORNER.

DIAG #1	
DIAG #2	
DIAG #3	
DIAG #4	
DIAG #5	

MAIL/FAX TO:  
 LATHAM PLASTICS  
 787 WATERLIET-SHAKER RD.  
 LATHAM, NEW YORK 12110

IF YOUR POOL HAS OBSTRUCTIONS WITHIN 3'-0" OF THE POOL; PLEASE PROVIDE DETAILS ON OUR CUSTOM ORDER FORMS ( SC- 01, 02, 03, 04, 05, 06 ).

ALL CONCRETE DECK:  ALL WOOD DECK:  ALL PAVER DECK:

OTHER DECK? \_\_\_\_\_

IS THE COPING / DECK ROUGH? YES  NO

DO YOU WANT SEWN ON PERIMETER PADDING? YES  NO

IS THERE LESS THAN 3' OF DECK AROUND POOL PERIMETER ? YES  NO

IF DECK IS LESS THAN 3'-0" PLEASE PROVIDE A SKETCH WITH LOCATIONS AND THE AMOUNT OF DECK AT EACH LOCATION.

RDM'S ( REDUCED DECK MOUNT ): THIS OPTION MOVES THE SPRING ON TOP OF THE SAFETY COVER. FOR 12" OVERLAP SAFETY COVERS 20" OF DECK IS REQUIRED. FOR 18" OVERLAP SAFETY COVERS 24" OF DECK IS REQUIRED. RDM'S? YES  NO  ( UPCHARGES PER RDM APPLY )

IS DECK CONTOURED ? ( FOLLOWS PERIMETER OF POOL ) YES  NO

ADDITIONAL DETAILS MAY BE REQUIRED. PLEASE PROVIDE A SKETCH

ADDITIONAL HARDWARE: ( UPCHARGE REQUIRED )

Y-STRAP:  ( FOR DIVING BOARD STANDS 18 TO 30 INCHES FROM THE POOL )

WOOD DECK ANCHORS:  LENGTH OF DECK WITH WOOD DECK? \_\_\_\_\_

BRASS ANCHOR COLLARS:  LENGTH OF DECK WITH COLLARS? \_\_\_\_\_

LAWN TUBES:  LENGTH OF PLANTING BED OR GRASS AREAS? \_\_\_\_\_

NOTE: LAWN TUBES ARE USED FOR PAVER DECK APPLICATIONS