



ONLY COMPLETE LEGIBLE ORDERS CAN BE PROCESSED

BRANCH \_\_\_\_\_  
 P.O. # \_\_\_\_\_  
 SHIPPING ADDRESS BRANCH  DEALER   
 NAME \_\_\_\_\_  
 STREET \_\_\_\_\_  
 CITY/STATE \_\_\_\_\_  
 PHONE # \_\_\_\_\_ ZIP \_\_\_\_\_  
 BRANCH E-MAIL \_\_\_\_\_

DATE \_\_\_\_\_ DEALER P.O.# \_\_\_\_\_  
 DEALER NAME \_\_\_\_\_  
 STREET \_\_\_\_\_  
 CITY/STATE \_\_\_\_\_  
 PHONE # \_\_\_\_\_ ZIP \_\_\_\_\_  
 DEALER FAX # \_\_\_\_\_  
 MARK BOX \_\_\_\_\_ QUANTITY ORDERED   
 HOMEOWNER \_\_\_\_\_  
 DEALER E-MAIL \_\_\_\_\_

SHIPPING INSTRUCTIONS  
 BRANCH  DEALER   
 COMMON CARRIER  
 VIA  
 AIR FREIGHT \_\_\_\_\_ DAY  
 OTHER \_\_\_\_\_

\*ORDER\*  \*QUOTE\* BRAND:  EXTREME  DAVINCI

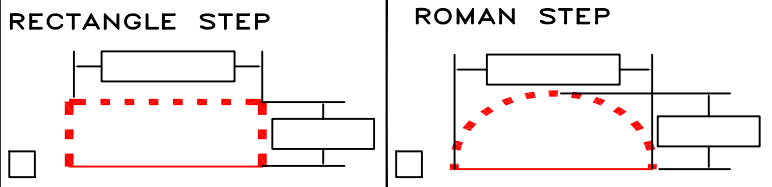
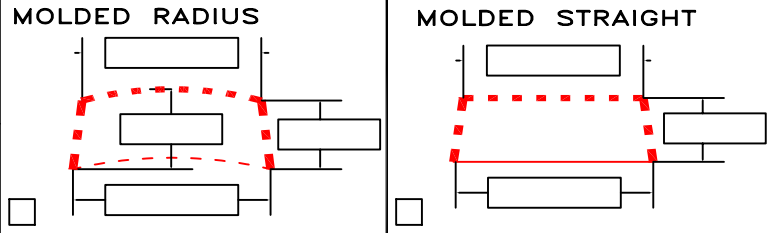
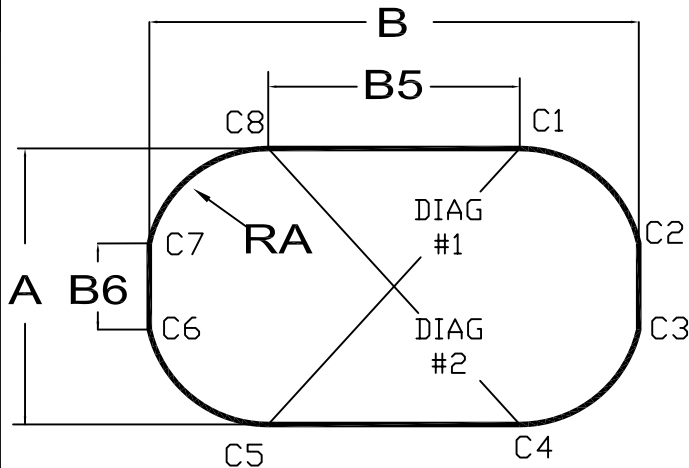
STEPS ARE LOCATED BETWEEN  
 ( PLEASE USE INCHES FOR C-POINT DISTANCE )

STEP 1  
 'C' Point \_\_\_\_\_ & 'C' Point \_\_\_\_\_ " From 'C'  
 \_\_\_\_\_ " From 'C'

STEP 2  
 'C' Point \_\_\_\_\_ & 'C' Point \_\_\_\_\_ " From 'C'  
 \_\_\_\_\_ " From 'C'

GREEN  BLUE  MESH  PROTEX (GREEN ONLY)  
 TAN  GRAY  LIGHTWEIGHT SOLID  
 MESH ONLY MESH ONLY  FULL WEIGHT SOLID  
 3x3 SPACING  WITH PUMP  
 5x5 SPACING  WITH INVIS-A-DRAIN

MODIFIED OVAL



 8'- CURVED LEISURE ST0101-050 <input type="checkbox"/>	 8'- STR. LEISURE ST0101-023 <input type="checkbox"/>	 6' STRAIGHT - STPCFG-IWS-6 <input type="checkbox"/>	 6' LEISURE SEAT - ST0101-082 <input type="checkbox"/>
 11' ROMAN - STP-IWS-11RM <input type="checkbox"/>	 8' STEP n' LEISURE BENCH ST0101-004 <input type="checkbox"/>	 6' CURVE - STPCFG-IWS-69 <input type="checkbox"/>	 4' TRIAC CONTOUR - STP-IWS-4-C <input type="checkbox"/>

IF YOUR POOL HAS OBSTRUCTIONS WITHIN 3'-0" OF THE POOL; PLEASE PROVIDE DETAILS ON OUR CUSTOM ORDER FORMS ( SC- 01, 02, 03, 04, 05, 06 ).

ALL CONCRETE DECK:  ALL WOOD DECK:  ALL PAVER DECK:   
 OTHER DECK? \_\_\_\_\_  
 IS THE COPING / DECK ROUGH? YES  NO   
 DO YOU WANT SEWN ON PERIMETER PADDING? YES  NO

SKETCH IN STEP LOCATION

POOL DIMENSIONS

	FEET	INCHES		FEET	INCHES
A			B5		
B			B6		
			RA		
DIAGONALS SHOULD BE TAKEN FROM A 90 DEGREE CORNER.					
DIAG #1			DIAG #2		

IS THERE LESS THAN 3' OF DECK AROUND POOL PERIMETER ? YES  NO   
 IF DECK IS LESS THAN 3'-0" PLEASE PROVIDE A SKETCH WITH LOCATIONS AND THE AMOUNT OF DECK AT EACH LOCATION.  
 RDM'S ( REDUCED DECK MOUNT ): THIS OPTION MOVES THE SPRING ON TOP OF THE SAFETY COVER. FOR 12" OVERLAP SAFETY COVERS 20" OF DECK IS REQUIRED. FOR 18" OVERLAP SAFETY COVERS 24" OF DECK IS REQUIRED.  
 RDM'S? YES  NO  ( UPCHARGES PER RDM APPLY )

IS DECK CONTOURED ? ( FOLLOWS PERIMETER OF POOL ) YES  NO   
 ADDITIONAL DETAILS MAY BE REQUIRED. PLEASE PROVIDE A SKETCH

ADDITIONAL HARDWARE: ( UPCHARGE REQUIRED )  
 Y-STRAP:  ( FOR DIVING BOARD STANDS 18 TO 30 INCHES FROM THE POOL )  
 WOOD DECK ANCHORS:  LENGTH OF DECK WITH WOOD DECK? \_\_\_\_\_  
 BRASS ANCHOR COLLARS:  LENGTH OF DECK WITH COLLARS? \_\_\_\_\_  
 LAWN TUBES:  LENGTH OF PLANTING BED OR GRASS AREAS? \_\_\_\_\_  
 NOTE: LAWN TUBES ARE USED FOR PAVER DECK APPLICATIONS

MAIL/FAX TO:  
 LATHAM PLASTICS  
 787 WATERVLJET-SHAKER RD.  
 LATHAM, NEW YORK 12110